

Food Distribution & Preservation

Wyoming Social Studies, Health, & Language Arts

Objectives:

- Students will become aware of how agricultural products are made available year-round in the United States.
- Students will know that distribution is the transportation and storage of goods.
- Students will explain how various types of transportation provide distribution of agricultural products.
- Students will understand the different methods of preserving foods.
- Students will write an expository essay explaining the different types of transportation used in the distribution of agricultural products.

Background:

Distribution is the transportation and storage of goods. Because we have a very complex distribution system, we are able to enjoy a wide variety of quality products. Food is transported from where it is grown to the supermarket, thanks to various people who work in distribution.

Whether it is to a local processing plant or a distant market, livestock, crops, fruits, turf grass, and other agricultural products most often leave their production site on a truck. This would be on a large farm truck or a semi-trailer.

When the initial trip from the farm is complete, the types of transportation begin to change dramatically. Grains are usually moved from the local elevator to a processing plant or an export terminal by railroad car or barge. Products that need to be refrigerated or frozen, such as meat, milk, and vegetables, must travel in special rail cars or trucks with refrigerators to keep them cold. Products that spoil very quickly, such as fresh-cut flowers and fresh seafood, are distributed by airplane.

When food is distributed from where it is grown, it must be preserved. Because of preservation, we can enjoy different foods year-round rather than just at the time they are harvested. Some of the types of preservation are refrigeration, heat, drying, and chemical.



Standards

Social Studies

Production, Distribution,
& Consumption:
3.1, 3.2

Health

Promotion & Disease
Prevention: 1.5
Accessing Health Information,
Products, & Services: 2.1

Language Arts

Writing: 2.1A, 2.2A, 2.2B,
2.2D, 2.2E
Speaking & Listening:
3.1, 3.3, 3.4

Materials

- "Agricultural Travel" worksheet
- "Food for Keeps" worksheet

Estimated Time

60 Minutes

Grade 2

vocabulary:

- *export*
- *import*
- *preserve*
- *distribute*
- *product*
- *transport*

(NOTE: Be sure that students are aware that agricultural products are grown in different parts of the country. They also need to be aware that some products are grown outside of the United States.)

Activity Procedures:

1. Discuss the background information and the vocabulary terms with students.
2. Hand out the worksheet, "Agricultural Travel," and discuss the ways foods are transported.
3. Have the students make a list of food items they (or their parents) purchase at the grocery store. Then have the students identify how each product is transported to the grocery store.
4. Hand out the worksheet "Food for Keeps." Have the students place the items on their lists in the appropriate categories. Students may have to read labels to determine how the product was preserved.
5. Discuss the ways of preserving each of the products.
6. Assign an expository essay to each student. The essay should explain the different methods of food distribution and food preservation.

Additional Activities:

- Write a poem about the different ways that products are distributed.
- Research foods that are distributed and preserved from foreign countries and the ways in which this is done.
- Create a diorama of a product being distributed by one of the forms of transportation discussed.

Questions for Investigation:


- What are the different methods of transporting products?
- Give examples of what types of products are transported by each method.
- Why are each of these products transported this way?
- What are some of the different methods of preserving foods?
- How do you store various foods at home (i.e., cereal, milk, ice cream, fruit, canned goods)?

Materials Adapted from the National FFA Organization's Food for America Resource Guide and the Illinois Agriculture in the Classroom.

Name _____

Agricultural Travels

Draw a line from the foods to their most common method of travel.



Fresh Fish/Flowers



Refrigerated Truck




Wheat, Corn, and Soybeans



Airplane



Packaged Foods



Rail Car

River Barge



Meat, Milk, Fruits, Vegetables




Semi Truck

Name _____

Food For Keeps

Food must be preserved so it will not spoil as it's being moved from one place to another. Write the names of the foods you frequently eat or purchase at the store under the picture of the way each is preserved.



Refrigeration	Heat	Drying	Preservative or Additive